



# Application for Planning Approval

## *Land Use Planning and Approvals Act 1993*

---

APPLICATION NO.

**DA2025/048**

LOCATION OF AFFECTED AREA

**40 BRIGHTON ROAD, BRIGHTON**

DESCRIPTION OF DEVELOPMENT PROPOSAL

### **SIGNAGE**

A COPY OF THE DEVELOPMENT APPLICATION MAY BE VIEWED AT [www.brighton.tas.gov.au](http://www.brighton.tas.gov.au) AND AT THE COUNCIL OFFICES, 1 TIVOLI ROAD, OLD BEACH, BETWEEN 8:15 A.M. AND 4:45 P.M, MONDAY TO FRIDAY OR VIA THE QR CODE BELOW. ANY PERSON MAY MAKE WRITTEN REPRESENTATIONS IN ACCORDANCE WITH S.57(5) OF THE LAND USE PLANNING AND APPROVALS ACT 1993 CONCERNING THIS APPLICATION UNTIL 4:45 P.M. ON **04/06/2025**. ADDRESSED TO THE CHIEF EXECUTIVE OFFICER AT 1 TIVOLI ROAD, OLD BEACH, 7017 OR BY EMAIL AT [development@brighton.tas.gov.au](mailto:development@brighton.tas.gov.au). REPRESENTATIONS SHOULD INCLUDE A DAYTIME TELEPHONE NUMBER TO ALLOW COUNCIL OFFICERS TO DISCUSS, IF NECESSARY, ANY MATTERS RAISED.

**CALLUM PEARCE-RASMUSSEN**  
**Acting Chief Executive Officer**

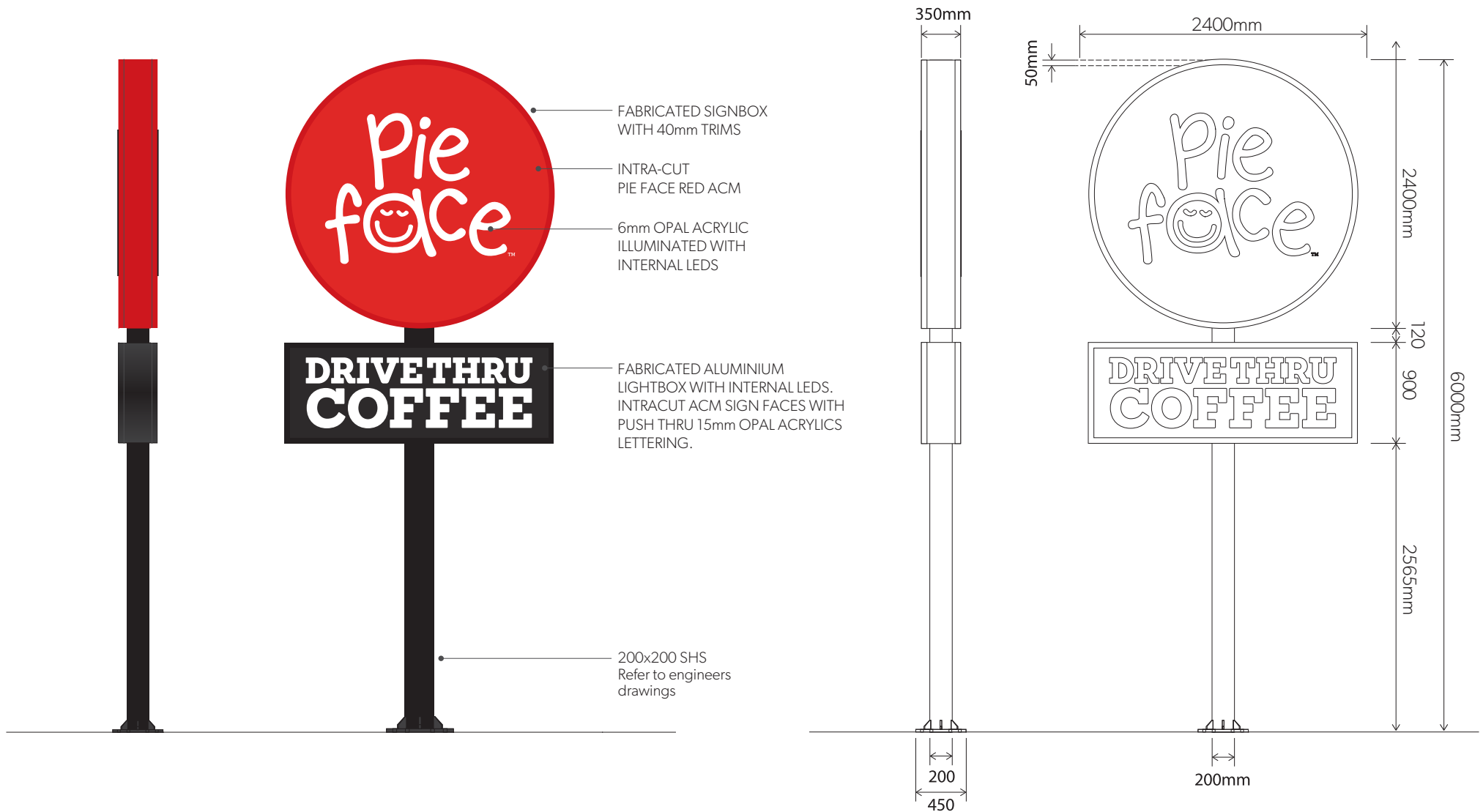


**Brighton**  
going places



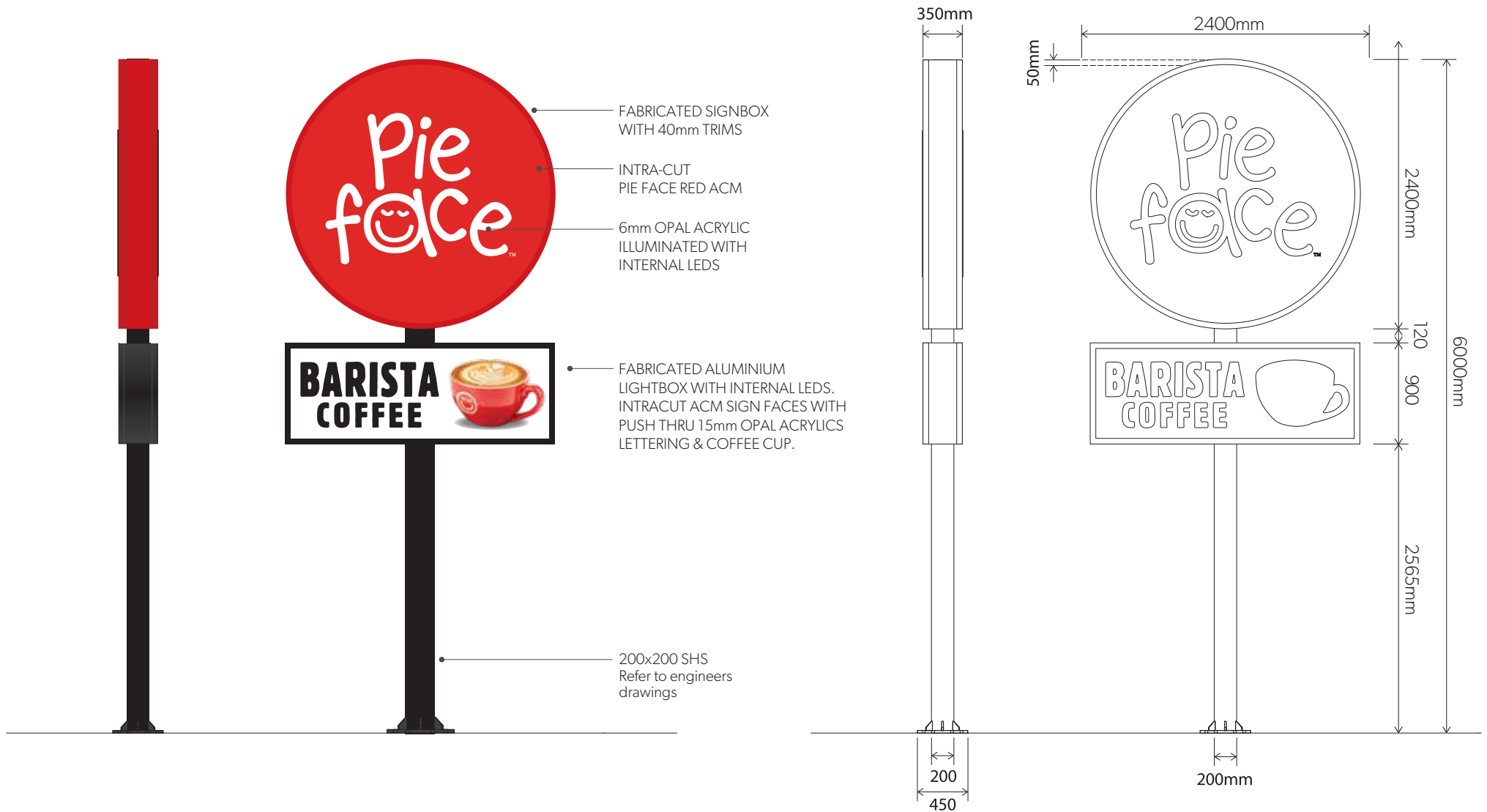
# Pie Face Single Pole Pylon (6m)

- DRIVE THRU OPTION



# Pie Face Single Pole Pylon (6m)

- NON DRIVE THRU OPTION





Contact Details

Contact	Contact number	Company	Enquirer ID
Ben Baker	0472 878 807	United Petroleum	3706867
Email		Address	
ben.baker@unitedpetroleum.com.au		9 McKechnie Drive Eight Mile Plains QLD 4113	

Job Site and Enquiry Details

**WARNING:** The map below only displays the location of the proposed job site and does not display any asset owners' pipe or cables. The area highlighted has been used only to identify the participating asset owners, who will send information to you directly.

Enquiry date	Start date	End date	On behalf of	Job purpose	Locations	Onsite activities
13/05/2025	27/05/2025	01/10/2025	Utility Brighton Council (TAS)	Excavation	Both Road, Nature Strip, Footpath	Manual Excavation, Mechanical Excavation



Check that the location of the job site is correct. If not, you must submit a new enquiry.

If the scope of works change or plan validity dates expire, you must submit a new enquiry.

Do NOT dig without plans. Safe excavation is your responsibility. If you don't understand the plans or how to proceed safely, please contact the relevant asset owners.

User Reference	Address	Notes/description
Lollipop Sign	40 Brighton Rd Brighton TAS 7030	New Lollipop Sign

Your Responsibility and Duty of Care

- Lodging an enquiry does not authorise project commencement.** Before starting work, you must obtain all necessary information from all affected asset owners.
- If you don't receive plans within 2 business days, contact the asset owner & quote their sequence number.
- Always follow the 5Ps of Safe Excavation (page 2), and locate assets before commencing work.
- Ensure you comply with State legislative requirements for Duty of Care and safe digging.
- If you damage an underground asset, you MUST advise the asset owner immediately.
- By using the BYDA service, you agree to the [Privacy Policy](#) and [Term of Use](#).
- For more information on safe digging practices, visit [www.byda.com.au](http://www.byda.com.au)

Asset Owner Details

Below is a list of asset owners with underground infrastructure in and around your job site. It is your responsibility to identify the presence of these assets. Plans issued by Members are indicative only unless specified otherwise. Note: not all asset owners are registered with BYDA. You must contact asset owners not listed here directly.

Referral ID (Seq. no)	Authority Name	Phone	Status
254910323	Brighton Council (TAS)	(03) 6268 7039	NOTIFIED
254910319	Department of Natural Resources and Environment Tasmania	1300 487 045	NOTIFIED
254910321	NBN Co VicTas	1800 687 626	NOTIFIED
254910317	Tasmanian Irrigation Pty Ltd	(03) 6398 8433	NOTIFIED
254910318	TasNetworks Pty Ltd (Distribution and Transmission)	1300 137 008	NOTIFIED
254910320	TasWater	13 69 92	NOTIFIED
254910322	Telstra VICTAS	1800 653 935	NOTIFIED

END OF UTILITIES LIST



### Plan

Plan your job. Use the BYDA service at least one day before your job is due to begin, and ensure you have the correct plans and information required to carry out a safe project.



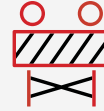
### Prepare

Prepare by communicating with asset owners if you need assistance. Look for clues onsite. Engage a skilled Locator.



### Pothole

Potholing is physically sighting the asset by hand digging or hydro vacuum extraction.



### Protect

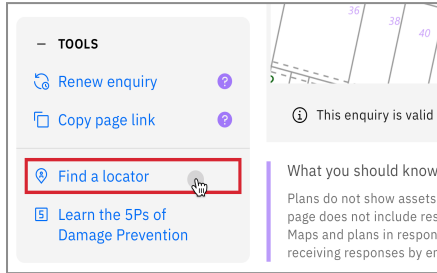
Protecting and supporting the exposed infrastructure is the responsibility of the excavator. Always erect safety barriers in areas of risk and enforce exclusion zones.



### Proceed

Only proceed with your excavation work after planning, preparing, potholing (unless prohibited), and having protective measures in place.

## Engage a skilled Locator



When you lodge an enquiry you will see skilled Locators to contact

Visit the Certified Locator website directly and search for a locator near you

[certloc.com.au/locators](http://certloc.com.au/locators)

## Get FREE Quotes for Contractors & Equipment Fast



Use isseekplant's FREE marketplace to get quotes for the equipment or services you need on your project. Compare quotes from trusted local contractors and get your project done on time and in budget.

1. Fill out your job details in our FREE quick quote form.
2. We send the request to trusted local contractors.
3. The local contractors will contact you directly with quotes

GET QUOTE

Use isseekplant to find trusted contractors near you today, visit:  
[blog.iseekplant.com.au/byda-isp-get-quotes](http://blog.iseekplant.com.au/byda-isp-get-quotes)

## Book a FREE BYDA Session



BYDA offers free training sessions to suit you and your organisation's needs covering safe work practices when working near essential infrastructure assets. The free sessions are offered in two different formats - online and face-to-face.

To book a session, visit:  
[byda.com.au/contact/education-awareness-enquiry-form](http://byda.com.au/contact/education-awareness-enquiry-form)

BOOK NOW