

## Benefits for residents

A FOGO collection will greatly reduce the amount of waste that goes into your general waste bin. This will be helpful if you have difficulty fitting your waste into your existing bin. It's a shortcut for those who can't currently compost or aren't sure about how to compost at home.

A FOGO collection will help you to dispose of organic waste you perhaps wouldn't normally compost at home, like meat, dairy, citrus, eggshells, banana skins plus pet fur and pet waste; and weeds, diseased plants and bigger twigs and branches if you don't have access to a mulching machine.

If you have normally taken green waste to the Waste Transfer Station, you may no longer need to make those trips, saving you money and time. If you have a lot of garden waste, you can spread it across multiple collections.

FOGO reduces the amount of waste going to landfill and will help save all ratepayers increased costs associated with landfill due to the waste levy that will be introduced in Tasmania in the near future.



## Benefits for the environment

Household food waste is the largest source of food waste in Australia and a major focus for governments. When food and garden waste rots in landfill it creates harmful greenhouse gases, takes up space and requires more and bigger landfills.

Food and garden waste collected by FOGO is turned into compost and used to improve the soil health of Tasmania's gardens and farms.

When FOGO waste is taken out of landfills, space is saved for all garbage that can't be recycled and there is a significant drop in the volume of greenhouse gases produced.



**Brighton  
Council**

For more information and answers to frequently asked FOGO questions, please:

Visit Council's website:

**[www.brighton.tas.gov.au/property/fogo/](http://www.brighton.tas.gov.au/property/fogo/)**

Call customer service on **(03) 6268 7000**

Email: **[admin@brighton.tas.gov.au](mailto:admin@brighton.tas.gov.au)**



## ALL ABOUT



**FOOD  
ORGANICS  
GARDEN  
ORGANICS**

# Welcome to Brighton Council's FOGO Service

Welcome to the FOGO (Food Organics, Garden Organics) service for households in the Brighton Municipality.

The FOGO wheelie bin is a 240 litre bin with a lime green lid, the same size as your recycling bin.

Along with the FOGO wheelie bin, households receive a kitchen caddy. This is a small bucket with a handle and hinged lid that is approximately 22cm high and 24cm wide, in a dark grey colour.

The kitchen caddy can be placed near your normal rubbish bin, on your bench near where you prepare food, or under the kitchen sink. When it is full simply empty it into your FOGO wheelie bin.

The collection of FOGO bins will begin from 4 October 2021.

## Free FOGO Trial

There is a free FOGO trial period of two (2) months, with the potential to opt out of the FOGO service at the end of the free trial period based on specific criteria.

## Opting Out of FOGO

The ability to opt out is only available after you have experienced the free trial period, which ends 30 November 2021. Please do not contact Council until the beginning of December 2021, when the free trial period ends.

We recognise that some people genuinely might not need or be able to use or afford the FOGO service. Residents can apply for their home to have an exemption based on criteria available on our website as follows:


[www.brighton.tas.gov.au/property/fogo](http://www.brighton.tas.gov.au/property/fogo)

## When will my FOGO bin be collected?


Please put your fogo wheelie bin out for collection **on the alternate week to when your rubbish and recycling bins are collected**. For example if your rubbish and recycling is collected on a Tuesday, please put your FOGO bin out the following Tuesday.

## FOGO TIPS


How should I look after my kitchen caddy and FOGO wheelie bin?



Add some paper towel or newspaper to the bottom of your kitchen caddy before you put food scraps in to absorb any liquids.




Keep your kitchen caddy out of direct sunlight.



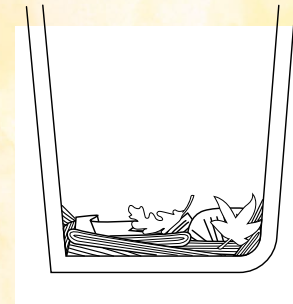
Don't let raw meat or other smelly items sit in the caddy for too long (e.g. fish or prawn shells). One idea is to freeze these types of items until your FOGO collection day.




Give your caddy a wipe down or a wash out on a regular basis.



Try and keep your FOGO wheelie bin out of the sunlight to minimise smells.



Put a layer of newspaper, grass clippings or shredded paper in the bottom of your wheelie bin as a first layer to form a compostable 'mat' at the bottom of the bin.



Wrap pet poo in newspaper before putting in your FOGO bin. Definitely no plastic bags in FOGO!



Just like your other wheelie bins, give it a hose out from time to time and an occasional dusting of bi-carbonate soda can help if your bin is starting to smell.

## VERY IMPORTANT:

**Never put plastic bags in your caddy or FOGO wheelie bin, not even degradable, biodegradable or 'plant based' bags. They can still contain plastic and breakdown to become 'micro-plastics' that end up in the soil.**